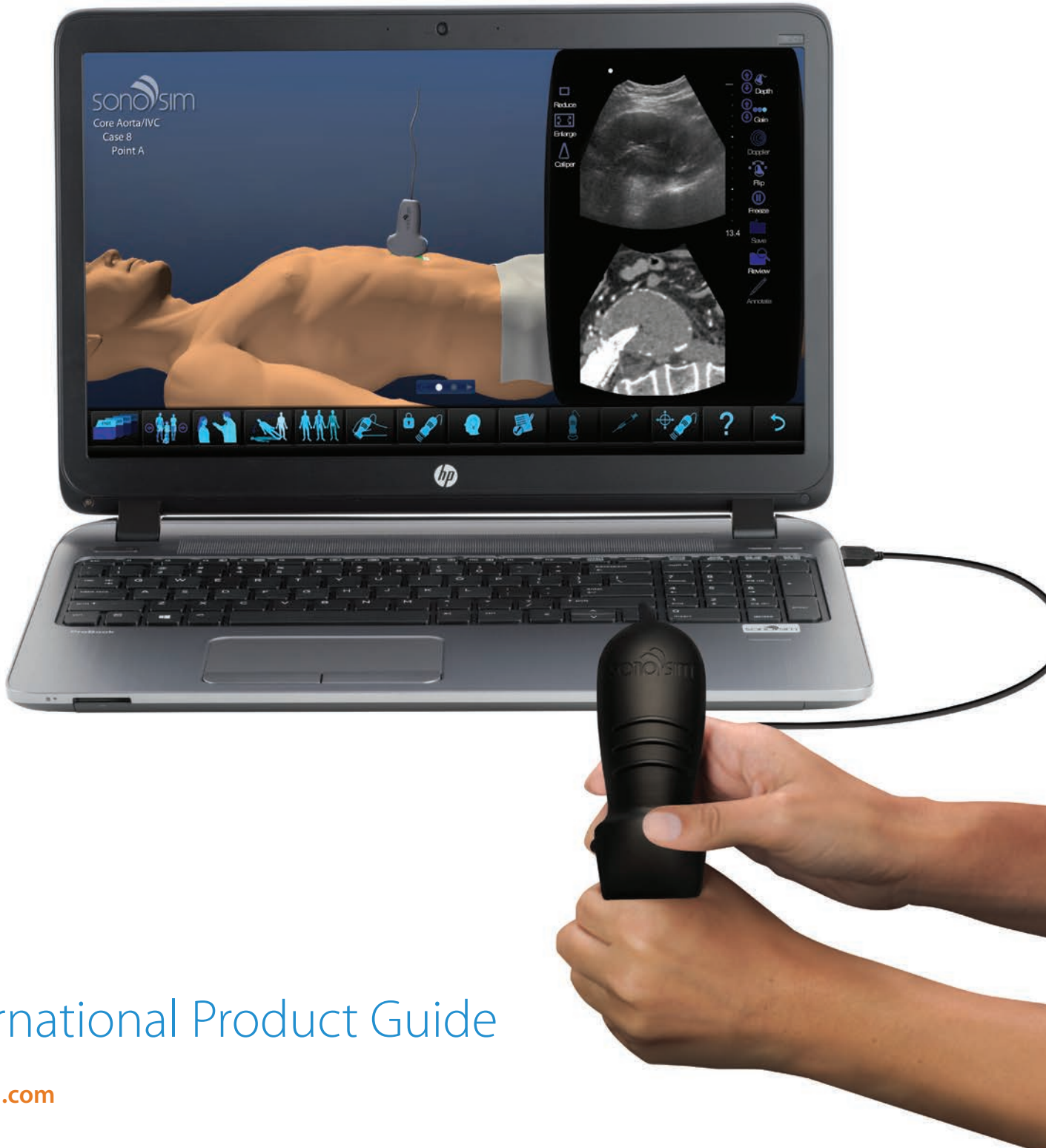




The Easiest Way to Learn Ultrasonography®



International Product Guide

sonosim.com

Bedside Ultrasound: Mastering the New Gold Standard

Bedside ultrasonography has become a must-have skill for medical practitioners. Mastering ultrasonography requires baseline factual knowledge and acquisition of complex visuospatial and psychomotor skills. This takes time, practice, guidance, and access to patient pathology. Until now, learning and teaching bedside ultrasonography has been difficult and complex. The SonoSim® Ultrasound Training Solution is the most comprehensive, easy-to-use ultrasound training solution available. The laptop-based platform provides extensive didactic teaching, hands-on training, and knowledge assessment on a variety of topics.



SonoSim® Courses & SonoSim® Performance Tracker

SonoSim® Cases are obtained from real patients and enable an authentic scanning experience. Track, monitor, and assess student performance metrics in one seamless interface with SonoSim® Performance Tracker.



Hands-On Scanning with the SonoSimulator®

The SonoSimulator® replicates the exact tactile experience of using an ultrasound probe to scan a patient. All SonoSim® Cases are obtained from real patients. SonoSim provides the largest collection of hands-on ultrasound training cases in the world.



Knowledge Assessment

Knowledge assessment questions are automatically scored with real-time results. Images can be saved, annotated, and archived for performance review.



SonoSim® CaseBuilder & SonoSim LiveScan®

SonoSim® CaseBuilder allows you to create customized ultrasound training cases. Instructors are able to publish the ultrasound training case with a touch of a keypad. Learners can train on the newly created case using SonoSim LiveScan®.



SonoSim makes ultrasound educators more efficient and effective.

SonoSim® International Edition

Ideal for

- Simulation centers
- Medical and nursing schools
- Graduate medical training programs
- Residency programs
- Hospitals
- Diagnostic medical sonography (DMS) programs

Delivered in a turnkey fashion, the SonoSim® International Edition comes preinstalled on a SonoSim-certified laptop and is great for training large groups of ultrasound students in a central location.



Includes

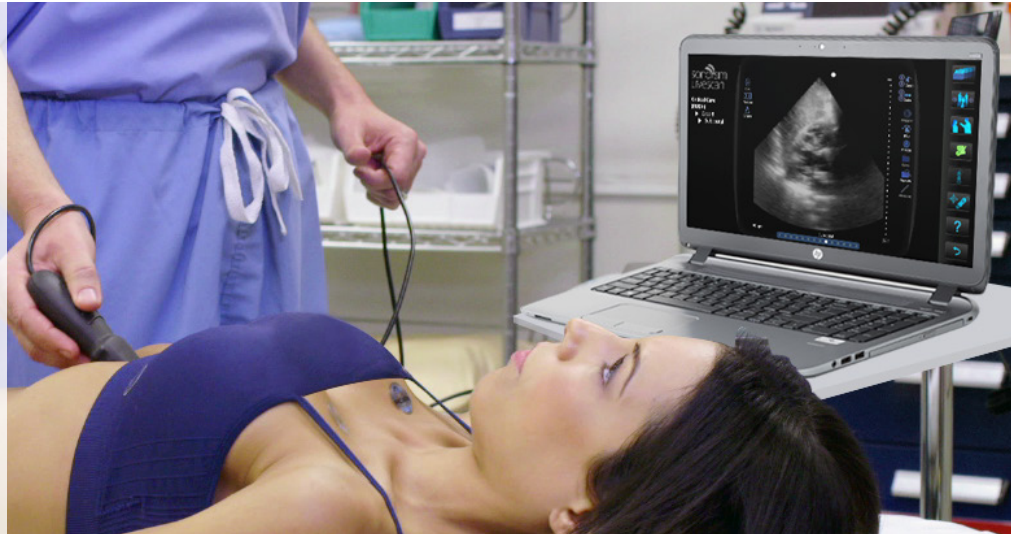
- SonoSim® Ultrasound Training Solution preinstalled on a SonoSim-certified laptop, customized with any combination of Anatomy & Physiology, Core Clinical, Advanced Clinical, and/or Procedure Modules
- One SonoSim® Probe
- One Hard-shell protective carrying case
- One Year of SonoSim® Care and SonoSim® Multi-user Online Access and Performance Tracking at no additional cost
- Warranty information and end-user license agreement

License Term

Five-year license

SonoSim LiveScan®

Instantly transform live volunteers and manikins into ultrasound training cases with real pathologic conditions. SonoSim LiveScan® allows you to assess how well trainees identify key anatomical landmarks, image artifacts and pathologies, and apply this information towards medical decision making.




SonoSim® CaseBuilder

Unleash your creativity and build customized ultrasound training cases using SonoSim® CaseBuilder. Instructors can seamlessly review a series of ultrasound data sets and import either normal or pathologic findings into a designated ultrasound imaging window. With hundreds of SonoSim LiveScan® ultrasound data sets to choose from and multiple imaging window combinations, the possibilities are limitless.



SonoSim® Performance Tracker

Track, monitor, and assess student performance metrics in one seamless interface.

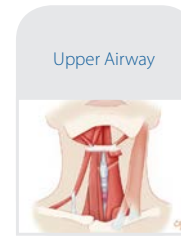
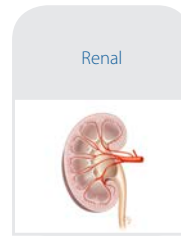
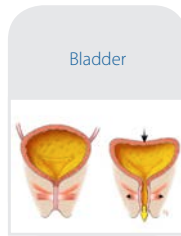
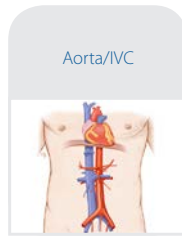


SonoSim® Course Library

SonoSim® Courses are developed by leading experts in ultrasonography and medical education. Accessible anytime and anywhere, the SonoSim® Course Library provides interactive training in a dynamic, multimedia format.



Anatomy & Physiology

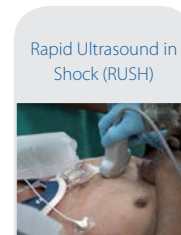
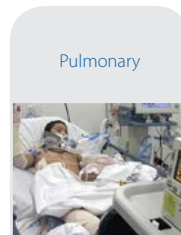
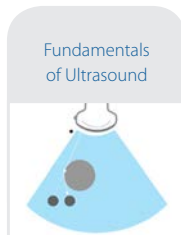

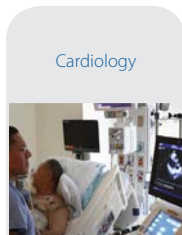


and More

SonoSim® Anatomy & Physiology Modules are designed for practitioners pursuing a solid foundation in ultrasound of a specific organ or area of interest. These courses feature normal anatomy. Choose from over 30 courses featuring normal anatomy.



Core Clinical

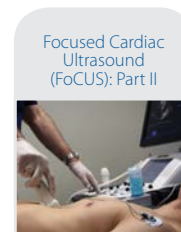
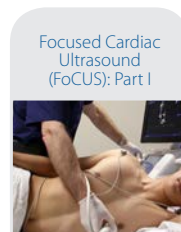
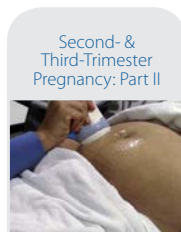
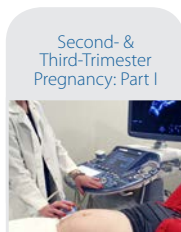
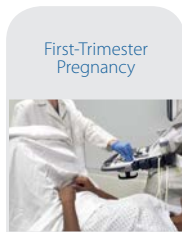


and More

SonoSim® Core Clinical Modules are designed for point-of-care practitioners and provide comprehensive ultrasound training. Choose from over 15 courses featuring a variety of pathologies.



Advanced Clinical

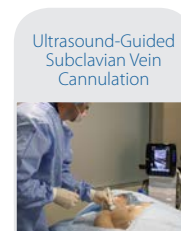
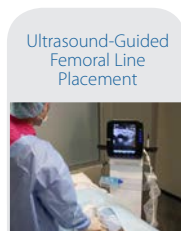
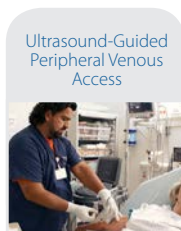
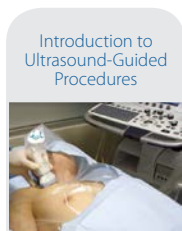


and More

SonoSim® Advanced Clinical Modules are specifically created for point-of-care practitioners in specialized subject matters in order to elevate patient care through more in-depth sonographic evaluation. Choose from over 10 advanced clinical courses.



Procedure



and More

SonoSim® Procedure Modules are specifically created for acute care practitioners seeking to learn how to perform ultrasound-guided vascular procedures. Choose from over 5 procedure based modules.

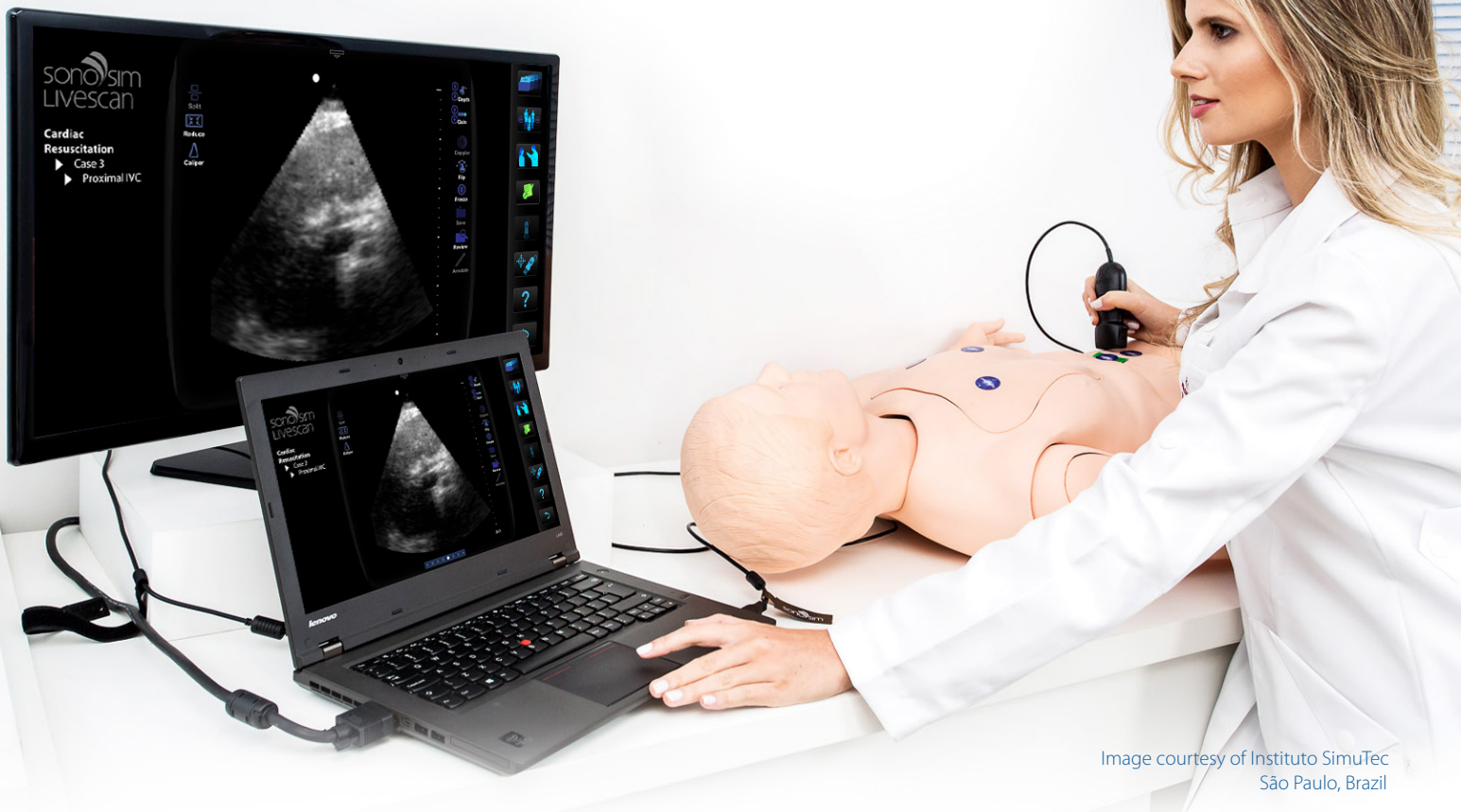


Image courtesy of Instituto SimuTec
São Paulo, Brazil

“ As the Director of Ultrasound Training for the Department of Emergency Medicine, I have found the SonoSim training modules highly innovative and well received by medical students, residents, and attending physicians. **Our learners truly enjoy the SonoSim process of improving their knowledge base, and their ability to scan,** as they prepare for a long-term career employing bedside ultrasound as an incredible tool in medicine... ”

*Dr. Chau Pham, MD, FRCP, MBA
Director, Section of Ultrasound, Department of Emergency Medicine
Emergency Room Physician, St. Boniface Hospital & Health Sciences Centre
Assistant Professor, College of Medicine
Faculty of Health Sciences, University of Manitoba*



The Easiest Way to Learn Ultrasonography®

international@sonosim.com

sonosim.com

+1.855.873.7666